

PCT

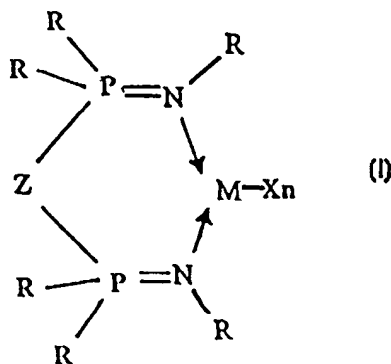
WORLD INTELLECTUAL PROPERTY ORGANIZATION  
International Bureau



INTERNATIONAL APPLICATION PUBLISHED UNDER THE PATENT COOPERATION TREATY (PCT)

(51) International Patent Classification <sup>7</sup> : C07F 15/02, 15/04, 15/06, 15/00, 9/00, C08F 10/00		A1	(11) International Publication Number: <b>WO 00/47592</b>
			(43) International Publication Date: 17 August 2000 (17.08.00)
(21) International Application Number: PCT/GB99/04350		(81) Designated States: AE, AL, AM, AT, AU, AZ, BA, BB, BG, BR, BY, CA, CH, CN, CR, CU, CZ, DE, DK, DM, EE, ES, FI, GB, GD, GE, GH, GM, HR, HU, ID, IN, IS, JP, KE, KG, KP, KR, KZ, LC, LK, LR, LS, LT, LU, LV, MA, MD, MG, MK, MN, MW, MX, NO, NZ, PL, PT, RO, RU, SD, SE, SG, SI, SK, SL, TJ, TM, TR, TT, TZ, UA, UG, US, UZ, VN, YU, ZA, ZW, ARIPO patent (GH, GM, KE, LS, MW, SD, SL, SZ, TZ, UG, ZW), Eurasian patent (AM, AZ, BY, KG, KZ, MD, RU, TJ, TM), European patent (AT, BE, CH, CY, DE, DK, ES, FI, FR, GB, GR, IE, IT, LU, MC, NL, PT, SE), OAPI patent (BF, BJ, CF, CG, CI, CM, GA, GN, GW, ML, MR, NE, SN, TD, TG).	
(22) International Filing Date: 22 December 1999 (22.12.99)		<p><b>Published</b> With international search report.</p>	
(30) Priority Data: 9902697.3 9 February 1999 (09.02.99) GB			
(71) Applicant (for all designated States except US): BP CHEMICALS LIMITED [GB/GB]; Britannic House, 1 Finsbury Circus, London EC2M 7BA (GB).			
(72) Inventors; and (75) Inventors/Applicants (for US only): BOCHMANN, Manfred [DE/GB]; 1 Churchfield, Cringleford, Norwich NR4 6UP (GB). SARSFIELD, Mark, John [GB/GB]; 57 Ramsden Court, Milford Street, Huddersfield HD1 3DY (GB).			
(74) Agent: HAWKINS, David, George; BP International Limited, Patents & Agreements, Chertsey Road, Sunbury-on-Thames, Middlesex TW16 7LN (GB).			

(54) Title: METAL COMPLEXES AS CATALYST COMPONENT FOR OLEFIN POLYMERIZATION



(57) Abstract

Novel nitrogen containing transition metal complexes have general formula (I): wherein M is Fe[II], Fe[III], Ni[II], Co[I], Co[II], Co[III], V[III], Mn[I], Mn[II], Mn[III], Mn[IV], Ru[II], Ru[III] or Ru[IV]; Pd[II], V[III], V[IV] or V[V]. X represents an atom or group covalently or ionically bonded to the transition metal M; R is independently selected from hydrogen, halogen, hydrocarbyl, substituted hydrocarbyl, heterohydrocarbyl or substituted heterohydrocarbyl; Z is a bridging group comprising a donor atom of N, P or S or alternatively is a neutral group comprising a C<sub>1</sub>-C<sub>4</sub> alkylene group, a silyl or germyl group, and n = an integer to satisfy the valency of M. The complexes are suitable for use on the polymerisation and copolymerisation of olefins.

**FOR THE PURPOSES OF INFORMATION ONLY**

Codes used to identify States party to the PCT on the front pages of pamphlets publishing international applications under the PCT.

AL	Albania	ES	Spain	LS	Lesotho	SI	Slovenia
AM	Armenia	FI	Finland	LT	Lithuania	SK	Slovakia
AT	Austria	FR	France	LU	Luxembourg	SN	Senegal
AU	Australia	GA	Gabon	LV	Latvia	SZ	Swaziland
AZ	Azerbaijan	GB	United Kingdom	MC	Monaco	TD	Chad
BA	Bosnia and Herzegovina	GE	Georgia	MD	Republic of Moldova	TG	Togo
BB	Barbados	GH	Ghana	MG	Madagascar	TJ	Tajikistan
BE	Belgium	GN	Guinea	MK	The former Yugoslav Republic of Macedonia	TM	Turkmenistan
BF	Burkina Faso	GR	Greece			TR	Turkey
BG	Bulgaria	HU	Hungary	ML	Mali	TT	Trinidad and Tobago
BJ	Benin	IE	Ireland	MN	Mongolia	UA	Ukraine
BR	Brazil	IL	Israel	MR	Mauritania	UG	Uganda
BY	Belarus	IS	Iceland	MW	Malawi	US	United States of America
CA	Canada	IT	Italy	MX	Mexico	UZ	Uzbekistan
CF	Central African Republic	JP	Japan	NE	Niger	VN	Viet Nam
CG	Congo	KE	Kenya	NL	Netherlands	YU	Yugoslavia
CH	Switzerland	KG	Kyrgyzstan	NO	Norway	ZW	Zimbabwe
CI	Côte d'Ivoire	KP	Democratic People's Republic of Korea	NZ	New Zealand		
CM	Cameroon	KR	Republic of Korea	PL	Poland		
CN	China	KZ	Kazakhstan	PT	Portugal		
CU	Cuba	LC	Saint Lucia	RO	Romania		
CZ	Czech Republic	LI	Liechtenstein	RU	Russian Federation		
DE	Germany	LK	Sri Lanka	SD	Sudan		
DK	Denmark	LR	Liberia	SE	Sweden		
EE	Estonia			SG	Singapore		

## METAL KOMPLEXES AS CATALYST COMPONENT FOR OLEFIN POLYMERIZATION

### NOVEL COMPOUNDS

The present invention relates to transition metal complex compounds, to polymerisation catalysts based thereon and to their use in the polymerisation and copolymerisation of olefins.

The use of certain transition metal compounds to polymerise 1-olefins, for example, ethylene, is well established in the prior art. The use of Ziegler-Natta catalysts, for example, those catalysts produced by activating titanium halides with organometallic compounds such as triethylaluminium, is fundamental to many commercial processes for manufacturing polyolefins. Over the last twenty or thirty years, advances in the technology have led to the development of Ziegler-Natta catalysts which have such high activities that olefin polymers and copolymers containing very low concentrations of residual catalyst can be produced directly in commercial polymerisation processes. The quantities of residual catalyst remaining in the produced polymer are so small as to render unnecessary their separation and removal for most commercial applications. Such processes can be operated by polymerising the monomers in the gas phase, or in solution or in suspension in a liquid hydrocarbon diluent. Polymerisation of the monomers can be carried out in the gas phase (the "gas phase process"), for example by fluidising under polymerisation conditions a bed comprising the target polyolefin powder and particles of the desired catalyst using a fluidising gas stream comprising the gaseous monomer. In the so-called "solution process" the (co)polymerisation is conducted by introducing the monomer into a solution or suspension of the catalyst in a liquid hydrocarbon diluent under conditions of temperature and pressure such that the produced polyolefin forms as a solution in the hydrocarbon diluent. In the "slurry process" the temperature, pressure and choice of diluent are such that the produced

polymer forms as a suspension in the liquid hydrocarbon diluent. These processes are generally operated at relatively low pressures (for example 10-50 bar) and low temperature (for example 50 to 150°C).

Commodity polyethylenes are commercially produced in a variety of different types and grades. Homopolymerisation of ethylene with transition metal based catalysts leads to the production of so-called "high density" grades of polyethylene. These polymers have relatively high stiffness and are useful for making articles where inherent rigidity is required. Copolymerisation of ethylene with higher 1-olefins (eg butene, hexene or octene) is employed commercially to provide a wide variety of copolymers differing in density and in other important physical properties. Particularly important copolymers made by copolymerising ethylene with higher 1-olefins using transition metal based catalysts are the copolymers having a density in the range of 0.91 to 0.93. These copolymers which are generally referred to in the art as "linear low density polyethylene" are in many respects similar to the so called "low density" polyethylene produced by the high pressure free radical catalysed polymerisation of ethylene. Such polymers and copolymers are used extensively in the manufacture of flexible blown film.

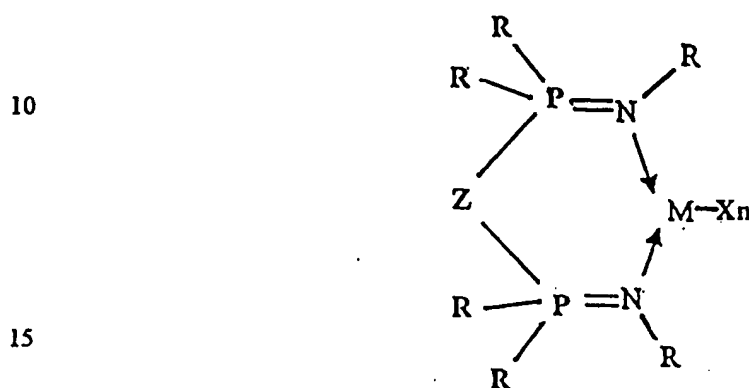
In recent years the use of certain metallocene catalysts (for example biscyclopentadienylzirconiumdichloride activated with alumoxane) has provided catalysts with potentially high activity. However, metallocene catalysts of this type suffer from a number of disadvantages, for example, high sensitivity to impurities when used with commercially available monomers, diluents and process gas streams, the need to use large quantities of expensive alumoxanes to achieve high activity, and difficulties in putting the catalyst on to a suitable support.

Patent Application WO98/27124 published on 25 June, 1998 discloses that ethylene may be polymerised by contacting it with certain iron or cobalt complexes of selected 2,6-pyridinecarboxaldehydebis(imines) and 2,6-diacetylpyridinebis(imines).

An object of the present invention is to provide a novel catalyst suitable for polymerising monomers, for example, olefins, and especially for polymerising ethylene alone or for copolymerising ethylene with higher 1-olefins. A further object of the invention is to provide an improved process for the polymerisation of olefins, especially of ethylene alone or the copolymerisation of ethylene with higher 1-olefins to provide homopolymers and copolymers having controllable molecular weights. For example,

using the catalysts of the present invention there can be made a wide variety of polyolefins such as, for example, liquid polyolefins, oligomers, linear alpha-olefins, resinous or tacky polyolefins, solid polyolefins suitable for making flexible film and solid polyolefins having high stiffness.

- 5 The present invention provide nitrogen containing transition metal complexes having the following Formula.

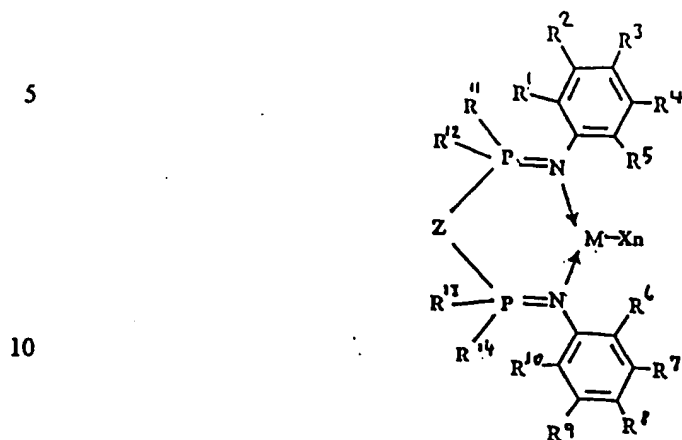


FORMULA I

- 20 wherein M is Fe[II], Fe[III], Ni[II], Co[I], Co[II], Co[III], V[III], Mn[I], Mn[II], Mn[III], Mn[IV], Ru[II], Ru[III] or Ru[IV]; Pd[II], V[III], V[IV] or V[V].  
X represents an atom or group covalently or ionically bonded to the transition metal M;  
R is independently selected from hydrogen, halogen, hydrocarbyl, substituted hydrocarbyl, heterohydrocarbyl or substituted heterohydrocarbyl;  
25 Z is a bridging group comprising a donor atom of N, P or S or alternatively is a neutral group comprising a C<sub>1</sub>-C<sub>4</sub> alkylene group, a silyl or germyl group, and  
n = an integer to satisfy the valency of M.

The preferred bridging group Z is -CH<sub>2</sub>- or a donor atom of N preferably pyridyl.

- 30 In the preferred complexes the general formula may be represented by

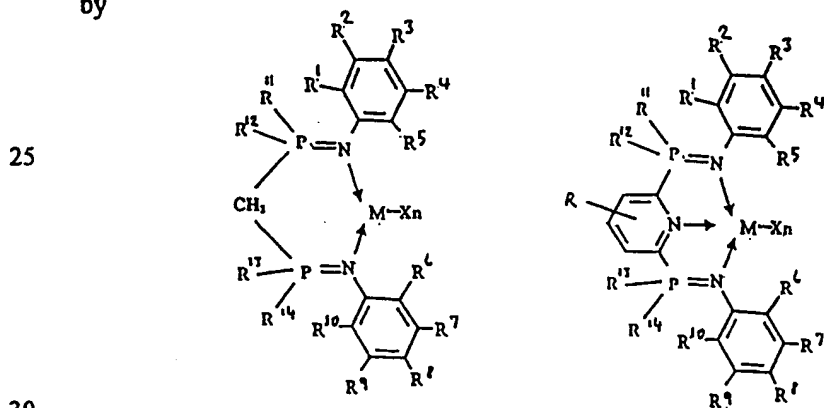


wherein  $M$ ,  $Z$ ,  $X$  and  $n$  are as defined above and wherein  $R^1 - R^{14}$  are independently selected from hydrogen, halogen, hydrocarbyl, substituted hydrocarbyl, heterohydrocarbyl, or substituted heterohydrocarbyl.

Preferably at least one of  $R^1 - R^{10}$  contains two or more carbon atoms and is preferably isopropyl and any two or more of  $R^{11} - R^{14}$  are hydrocarbyl or aryl substituents.

The most preferred groups  $R^{11} - R^{14}$  are phenyl, alkyl or cycloalkyl eg. cyclohexyl.

In the most preferred complexes the general formula may be represented by



wherein R is hydrogen, hydrocarbyl. The preferred metal atoms M in each of the above formulae are Fe, Ni or Co.

Each of the nitrogen atoms is coordinated to the transition metal M by a "dative" bond, ie a bond formed by donation of a lone pair of electrons from the nitrogen atom.

5 The remaining bonds on each nitrogen atom are covalent bonds formed by electron sharing between the nitrogen atoms and the organic ligand as shown in the defined formula for the transition metal complex illustrated above.

The atom or group represented by X in the compounds of the above Formulae can be, for example, selected from halide, sulphate, nitrate, thiolate, thiocarboxylate,  $\text{BF}_4^-$ ,  $\text{PF}_6^-$ , hydride, hydrocarbyloxy, carboxylate, hydrocarbyl, substituted hydrocarbyl and heterohydrocarbyl. Examples of such atoms or groups are chloride, bromide, methyl, ethyl, propyl, butyl, octyl, decyl, phenyl, benzyl, methoxide, ethoxide, isopropoxide, tosylate, triflate, formate, acetate, phenoxide and benzoate. Preferred examples of the atom or group X in the compounds of Formula I are halide, for example, chloride, bromide; hydride; hydrocarbyloxy, for example, methoxide, ethoxide, isopropoxide, phenoxide; carboxylate, for example, formate, acetate, benzoate; hydrocarbyl, for example, methyl, ethyl, propyl, butyl, octyl, decyl, phenyl, benzyl; substituted hydrocarbyl; heterohydrocarbyl; tosylate; and triflate. Preferably X is selected from halide, hydride and hydrocarbyl or a chelating group eg. acetylacetonate. Chloride is particularly preferred.

The present invention further provides a polymerisation catalyst comprising

(1) a nitrogen-containing transition metal compound having the Formula I as hereinbefore defined, and

(2) an activating quantity of an activator compound.

25 The activator compound for the catalyst of the present invention is suitably selected from organoaluminium compounds and boron compounds. Suitable organoaluminium compounds include trialkylaluminium compounds, for example, trimethylaluminium, triethylaluminium, tributylaluminium, tri-n-octylaluminium, ethylaluminium dichloride, diethylaluminium chloride and alumoxanes. Alumoxanes are well known in the art as typically the oligomeric compounds which can be prepared by the controlled addition of water to an alkylaluminium compound, for example trimethylaluminium. Such compounds can be linear, cyclic or mixtures thereof.

Commercially available alumoxanes are generally believed to be mixtures of linear and cyclic compounds. The cyclic alumoxanes can be represented by the formula  $[R^{16}AlO]_s$ , and the linear alumoxanes by the formula  $R^{17}(R^{18}AlO)_s$ , wherein  $s$  is a number from about 2 to 50, and wherein  $R^{16}$ ,  $R^{17}$ , and  $R^{18}$  represent hydrocarbyl groups, preferably  $C_1$  to  $C_6$  alkyl groups, for example methyl, ethyl or butyl groups.

Examples of suitable boron compounds are dimethylphenylammoniumtetra(phenyl)borate, trityltetra(phenyl)borate, triphenylboron, dimethylphenylammonium tetra(pentafluorophenyl)borate, sodium tetrakis[(bis-3,5-trifluoromethyl)phenyl]borate,  $H^+(OEt_2)[(bis-3,5-$   
10 trifluoromethyl)phenyl]borate, trityltetra(pentafluorophenyl)borate and tris(pentafluorophenyl) boron.

In the preparation of the catalysts of the present invention the quantity of activating compound selected from organoaluminium compounds and hydrocarbylboron compounds to be employed is easily determined by simple testing, for example, by the  
15 preparation of small test samples which can be used to polymerise small quantities of the monomer(s) and thus to determine the activity of the produced catalyst. It is generally found that the quantity employed is sufficient to provide 0.1 to 20,000 atoms, preferably 1 to 2000 atoms of aluminium or boron per Fe, Co, Mn or Ru metal atom in the compound of Formula Z.

20 A further aspect of the present invention provides a polymerisation catalyst system comprising (1) as the transition metal compound, a compound having the Formula I (2) an activating quantity of an activator compound selected from organoaluminium and hydrocarbylboron compounds and optionally (3) a neutral Lewis base.

25 In this further aspect of the present invention, the iron and cobalt compounds are preferred. The preferences in relation to the activator compound are the same as expressed above in relation to the catalyst of the present invention. Neutral Lewis bases are well known in the art of Ziegler-Natta catalyst polymerisation technology. Examples of classes of neutral Lewis bases suitably employed in the present invention are  
30 unsaturated hydrocarbons, for example, alkenes (other than 1-olefins) or alkynes, primary, secondary and tertiary amines, amides, phosphoramides, phosphines, phosphites, ethers, thioethers, nitriles, carbonyl compounds, for example, esters,



ketones, aldehydes, carbon monoxide and carbon dioxide, sulfoxides, sulphones and boroxines. Although 1-olefins are capable of acting as neutral Lewis bases, for the purposes of the present invention they are regarded as monomer or comonomer 1-olefins and not as neutral Lewis bases *per se*. However, alkenes which are internal olefins, for example, 2-butene and cyclohexene are regarded as neutral Lewis bases in the present invention. Preferred Lewis bases are tertiary amines and aromatic esters, for example, dimethylaniline, diethylaniline, tributylamine, ethylbenzoate and benzylbenzoate. In this particular aspect of the present invention, components (1), (2) and (3) of the catalyst system can be brought together simultaneously or in any desired order. However, if components (2) and (3) are compounds which interact together strongly, for example, form a stable compound together, it is preferred to bring together either components (1) and (2) or components (1) and (3) in an initial step before introducing the final defined component. Preferably components (1) and (3) are contacted together before component (2) is introduced. The quantities of components (1) and (2) employed in the preparation of this catalyst system are suitably as described above in relation to the catalysts of the present invention. The quantity of the neutral Lewis Base [component (3)] is preferably such as to provide a ratio of component (1):component (3) in the range 100:1 to 1:1000, most preferably in the range 1:1 to 1:20. Components (1), (2) and (3) of the catalyst system can brought together, for example, as the neat materials, as a suspension or solution of the materials in a suitable diluent or solvent (for example a liquid hydrocarbon), or, if at least one of the components is volatile, by utilising the vapour of that component. The components can be brought together at any desired temperature. Mixing the components together at room temperature is generally satisfactory. Heating to higher temperatures eg up to 120°C can be carried out if desired, eg to achieve better mixing of the components. It is preferred to carry out the bringing together of components (1), (2) and (3) in an inert atmosphere (eg dry nitrogen) or *in vacuo*. If it is desired to use the catalyst on a support material (see below), this can be achieved, for example, by preforming the catalyst system comprising components (1), (2) and (3) and impregnating the support material preferably with a solution thereof, or by introducing to the support material one or more of the components simultaneously or sequentially. If desired the support material itself can have the properties of a neutral Lewis base and can be employed as, or in place of, component (3). An example of a

support material having neutral Lewis base properties is poly(aminostyrene) or a copolymer of styrene and aminostyrene (ie vinylaniline).

The catalysts of the present invention can if desired comprise more than one of the defined transition metal compounds.

5        In addition to said one or more defined transition metal compounds, the catalysts of the present invention can also include one or more other types of transition metal compounds or catalysts, for example, other nitrogen containing Fe or Co catalysts such as those described in our copending application PCT/GB98/02638. Examples of such other catalysts include 2,6-diacetylpyridinebis(2,4,6 trimethyl anil)FeCl<sub>2</sub>.

10        The catalysts of the present invention can also include one or more other transition metal compounds, such as those of the type used in conventional Ziegler-Natta catalyst systems, metallocene-based catalysts, monocyclopentadienyl- or constrained geometry based catalysts, or heat activated supported chromium oxide catalysts (eg Phillips-type catalyst).

15        The catalysts of the present invention can be unsupported or supported on a support material, for example, silica, alumina, or zirconia, or on a polymer or prepolymer, for example polyethylene, polystyrene, or poly(aminostyrene).

      If desired the catalysts can be formed in situ in the presence of the support material, or the support material can be pre-impregnated or premixed, simultaneously or  
20 sequentially, with one or more of the catalyst components. The catalysts of the present invention can if desired be supported on a heterogeneous catalyst, for example, a magnesium halide supported Ziegler Natta catalyst, a Phillips type (chromium oxide) supported catalyst or a supported metallocene catalyst. Formation of the supported catalyst can be achieved for example by treating the transition metal compounds of the  
25 present invention with alumoxane in a suitable inert diluent, for example a volatile hydrocarbon, slurring a particulate support material with the product and evaporating the volatile diluent. The produced supported catalyst is preferably in the form of a free-flowing powder. The quantity of support material employed can vary widely, for example from 100,000 to 1 grams per gram of metal present in the transition metal compound.

30        The present invention further provides a process for the polymerisation and copolymerisation of 1-olefins, comprising contacting the monomeric olefin under polymerisation conditions with the polymerisation catalyst or catalyst system of the

present invention.

A preferred process comprises the steps of :

- a) preparing a prepolymer-based catalyst by contacting one or more 1-olefins with a catalyst system, and
- 5 b) contacting the prepolymer-based catalyst with one or more 1-olefins, wherein the catalyst system is as defined above.

The present invention also encompasses as another aspect the use of a complex as defined above as a catalyst for the polymerisation of 1-olefins.

In the text hereinbelow, the term "catalyst" is intended to include "catalyst  
10 system" as defined previously and also "prepolymer-based catalyst" as defined above.

The polymerisation conditions can be, for example, solution phase, slurry phase, gas phase or bulk phase, with polymerisation temperatures ranging from -100°C to +300°C, and at pressures of atmospheric and above, particularly from 140 to 4100 kPa. If desired, the catalyst can be used to polymerise ethylene under high pressure/high  
15 temperature process conditions wherein the polymeric material forms as a melt in supercritical ethylene. Preferably the polymerisation is conducted under gas phase fluidised bed or stirred bed conditions.

Suitable monomers for use in the polymerisation process of the present invention are, for example, ethylene and C<sub>2-20</sub> α-olefins, specifically propylene, 1-butene, 1-  
20 pentene, 1-hexene, 4-methylpentene-1, 1-heptene, 1-octene, 1-nonene, 1-decene, 1-undecene, 1-dodecene, 1-tridecene, 1-tetradecene, 1-pentadecene, 1-hexadecene, 1-heptadecene, 1-octadecene, 1-nonadecene, and 1-eicosene. Other monomers include methyl methacrylate, methyl acrylate, butyl acrylate, acrylonitrile, vinyl acetate, and styrene.

25 Preferred monomers for homopolymerisation processes are ethylene and propylene.

The catalysts and process of the invention can also be used for copolymerising ethylene or propylene with each other or with other 1-olefins such as 1-butene, 1-hexene, 4-methylpentene-1, and octene, or with other monomeric materials, for example, methyl  
30 methacrylate, methyl acrylate, butyl acrylate, acrylonitrile, vinyl acetate, and styrene.

Irrespective of the polymerisation or copolymerisation technique employed, polymerisation or copolymerisation is typically carried out under conditions that

substantially exclude oxygen, water, and other materials that act as catalyst poisons. Also, polymerisation or copolymerisation can be carried out in the presence of additives to control polymer or copolymer molecular weights.

5 The use of hydrogen gas as a means of controlling the average molecular weight of the polymer or copolymer applies generally to the polymerisation process of the present invention. For example, hydrogen can be used to reduce the average molecular weight of polymers or copolymers prepared using gas phase, slurry phase, bulk phase or solution phase polymerisation conditions. The quantity of hydrogen gas to be employed to give the desired average molecular weight can be determined by simple "trial and  
10 error" polymerisation tests.

The polymerisation process of the present invention provides polymers and copolymers, especially ethylene polymers, at remarkably high productivity (based on the amount of polymer or copolymer produced per unit weight of complex employed in the catalyst system). This means that relatively very small quantities of transition metal  
15 complex are consumed in commercial processes using the process of the present invention. It also means that when the polymerisation process of the present invention is operated under polymer recovery conditions that do not employ a catalyst separation step, thus leaving the catalyst, or residues thereof, in the polymer (e.g. as occurs in most commercial slurry and gas phase polymerisation processes), the amount of transition  
20 metal complex in the produced polymer can be very small.

Slurry phase polymerisation conditions or gas phase polymerisation conditions are particularly useful for the production of high or low density grades of polyethylene, and polypropylene. In these processes the polymerisation conditions can be batch, continuous or semi-continuous. Furthermore, one or more reactors may be used, e.g.  
25 from two to five reactors in series. Different reaction conditions, such as different temperatures or hydrogen concentrations may be employed in the different reactors. In the slurry phase process and the gas phase process, the catalyst is generally metered and transferred into the polymerisation zone in the form of a particulate solid either as a dry powder (e.g. with an inert gas) or as a slurry. This solid can be, for example, a solid  
30 catalyst system formed from the one or more of complexes of the invention and an activator with or without other types of catalysts, or can be the solid catalyst alone with or without other types of catalysts. In the latter situation, the activator can be fed to the

polymerisation zone, for example as a solution, separately from or together with the solid catalyst. Preferably the catalyst system or the transition metal complex component of the catalyst system employed in the slurry polymerisation and gas phase polymerisation is supported on one or more support materials. Most preferably the catalyst system is supported on the support material prior to its introduction into the polymerisation zone. Suitable support materials are, for example, silica, alumina, zirconia, talc, kieselguhr, or magnesia. Impregnation of the support material can be carried out by conventional techniques, for example, by forming a solution or suspension of the catalyst components in a suitable diluent or solvent, and slurrying the support material therewith. The support material thus impregnated with catalyst can then be separated from the diluent for example, by filtration or evaporation techniques. Once the polymer product is discharged from the reactor, any associated and absorbed hydrocarbons are substantially removed, or degassed, from the polymer by, for example, pressure let-down or gas purging using fresh or recycled steam, nitrogen or light hydrocarbons (such as ethylene). Recovered gaseous or liquid hydrocarbons may be recycled to the polymerisation zone.

In the slurry phase polymerisation process the solid particles of catalyst, or supported catalyst, are fed to a polymerisation zone either as dry powder or as a slurry in the polymerisation diluent. The polymerisation diluent is compatible with the polymer(s) and catalyst(s), and may be an alkane such as hexane, heptane, isobutane, or a mixture of hydrocarbons or paraffins. Preferably the particles are fed to a polymerisation zone as a suspension in the polymerisation diluent. The polymerisation zone can be, for example, an autoclave or similar reaction vessel, or a continuous loop reactor, e.g. of the type well-known in the manufacture of polyethylene by the Phillips Process. When the polymerisation process of the present invention is carried out under slurry conditions the polymerisation is preferably carried out at a temperature above 0°C, most preferably above 15°C. The polymerisation temperature is preferably maintained below the temperature at which the polymer commences to soften or sinter in the presence of the polymerisation diluent. If the temperature is allowed to go above the latter temperature, fouling of the reactor can occur. Adjustment of the polymerisation within these defined temperature ranges can provide a useful means of controlling the average molecular weight of the produced polymer. A further useful means of controlling the molecular weight is to conduct the polymerisation in the presence of hydrogen gas which acts as

chain transfer agent. Generally, the higher the concentration of hydrogen employed, the lower the average molecular weight of the produced polymer.

In bulk polymerisation processes, liquid monomer such as propylene is used as the polymerisation medium.

5       Methods for operating gas phase polymerisation processes are well known in the art. Such methods generally involve agitating (e.g. by stirring, vibrating or fluidising) a bed of catalyst, or a bed of the target polymer (i.e. polymer having the same or similar physical properties to that which it is desired to make in the polymerisation process) containing a catalyst, and feeding thereto a stream of monomer at least partially in the  
10       gaseous phase, under conditions such that at least part of the monomer polymerises in contact with the catalyst in the bed. The bed is generally cooled by the addition of cool gas (e.g. recycled gaseous monomer) and/or volatile liquid (e.g. a volatile inert hydrocarbon, or gaseous monomer which has been condensed to form a liquid). The polymer produced in, and isolated from, gas phase processes forms directly a solid in the  
15       polymerisation zone and is free from, or substantially free from liquid. As is well known to those skilled in the art, if any liquid is allowed to enter the polymerisation zone of a gas phase polymerisation process the quantity of liquid in the polymerisation zone is small in relation to the quantity of polymer present.. This is in contrast to "solution phase" processes wherein the polymer is formed dissolved in a solvent, and "slurry  
20       phase" processes wherein the polymer forms as a suspension in a liquid diluent.

The gas phase process can be operated under batch, semi-batch, or so-called "continuous" conditions. It is preferred to operate under conditions such that monomer is continuously recycled to an agitated polymerisation zone containing polymerisation catalyst, make-up monomer being provided to replace polymerised monomer, and  
25       continuously or intermittently withdrawing produced polymer from the polymerisation zone at a rate comparable to the rate of formation of the polymer, fresh catalyst being added to the polymerisation zone to replace the catalyst withdrawn from the polymerisation zone with the produced polymer.

For typical production of impact copolymers, homopolymer formed from the first  
30       monomer in a first reactor is reacted with the second monomer in a second reactor. For manufacture of propylene/ethylene impact copolymer in a gas-phase process, propylene is polymerized in a first reactor; reactive polymer transferred to a second reactor in

which ethylene or other comonomer is added. The result is an intimate mixture of a isotactic polypropylene chains with chains of a random propylene/ethylene copolymer. A random copolymer typically is produced in a single reactor in which a minor amount of a comonomer (typically ethylene) is added to polymerizing chains of propylene.

5       Methods for operating gas phase fluidised bed processes for making polyethylene, ethylene copolymers and polypropylene are well known in the art. The process can be operated, for example, in a vertical cylindrical reactor equipped with a perforated distribution plate to support the bed and to distribute the incoming fluidising gas stream through the bed. The fluidising gas circulating through the bed serves to  
10       remove the heat of polymerisation from the bed and to supply monomer for polymerisation in the bed. Thus the fluidising gas generally comprises the monomer(s) normally together with some inert gas (e.g. nitrogen or inert hydrocarbons such as methane, ethane, propane, butane, pentane or hexane) and optionally with hydrogen as molecular weight modifier. The hot fluidising gas emerging from the top of the bed is  
15       led optionally through a velocity reduction zone (this can be a cylindrical portion of the reactor having a wider diameter) and, if desired, a cyclone and or filters to disentrain fine solid particles from the gas stream. The hot gas is then led to a heat exchanger to remove at least part of the heat of polymerisation. Catalyst is preferably fed continuously or at regular intervals to the bed. At start up of the process, the bed  
20       comprises fluidisable polymer which is preferably similar to the target polymer. Polymer is produced continuously within the bed by the polymerisation of the monomer(s). Preferably means are provided to discharge polymer from the bed continuously or at regular intervals to maintain the fluidised bed at the desired height. The process is generally operated at relatively low pressure; for example, at 10 to 50 bars, and at  
25       temperatures for example, between 50 and 120 °C. The temperature of the bed is maintained below the sintering temperature of the fluidised polymer to avoid problems of agglomeration.

      In the gas phase fluidised bed process for polymerisation of olefins the heat evolved by the exothermic polymerisation reaction is normally removed from the  
30       polymerisation zone (i.e. the fluidised bed) by means of the fluidising gas stream as described above. The hot reactor gas emerging from the top of the bed is led through one or more heat exchangers wherein the gas is cooled. The cooled reactor gas,

together with any make-up gas, is then recycled to the base of the bed. In the gas phase fluidised bed polymerisation process of the present invention it is desirable to provide additional cooling of the bed (and thereby improve the space time yield of the process) by feeding a volatile liquid to the bed under conditions such that the liquid evaporates in the bed thereby absorbing additional heat of polymerisation from the bed by the "latent heat of evaporation" effect. When the hot recycle gas from the bed enters the heat exchanger, the volatile liquid can condense out. In one embodiment of the present invention the volatile liquid is separated from the recycle gas and reintroduced separately into the bed. Thus, for example, the volatile liquid can be separated and sprayed into the bed. In another embodiment of the present invention the volatile liquid is recycled to the bed with the recycle gas. Thus the volatile liquid can be condensed from the fluidising gas stream emerging from the reactor and can be recycled to the bed with recycle gas, or can be separated from the recycle gas and then returned to the bed.

The method of condensing liquid in the recycle gas stream and returning the mixture of gas and entrained liquid to the bed is described in EP-A-0089691 and EP-A-0241947. Such a process may be referred to as condensed mode and it is preferred to reintroduce the condensed liquid into the bed separate from the recycle gas using the process described in our US Patent 5541270, the teaching of which is hereby incorporated into this specification.

When using the catalysts of the present invention under gas phase polymerisation conditions, the catalyst, or one or more of the components employed to form the catalyst can, for example, be introduced into the polymerisation reaction zone in liquid form, for example, as a solution in an inert liquid diluent. Thus, for example, the transition metal component, or the activator component, or both of these components can be dissolved or slurried in a liquid diluent and fed to the polymerisation zone. Under these circumstances it is preferred the liquid containing the component(s) is sprayed as fine droplets into the polymerisation zone. EP-A-0593083, the teaching of which is hereby incorporated into this specification, discloses a process for introducing a polymerisation catalyst into a gas phase polymerisation. The methods disclosed in EP-A-0593083 can be suitably employed in the polymerisation process of the present invention if desired.

Although not usually required, upon completion of polymerisation or copolymerisation, or when it is desired to terminate polymerisation or copolymerisation



or at least temporarily deactivate the catalyst or catalyst component of this invention, the catalyst can be contacted with water, alcohols, acetone, or other suitable catalyst deactivators a manner known to persons of skill in the art.

Homopolymerisation of ethylene with the catalysts of the invention may produce  
5 so-called "high density" grades of polyethylene. These polymers have relatively high stiffness and are useful for making articles where inherent rigidity is required. Copolymerisation of ethylene with higher 1-olefins (eg butene, hexene or octene) can provide a wide variety of copolymers differing in density and in other important physical properties. Particularly important copolymers made by copolymerising ethylene with  
10 higher 1-olefins with the catalysts of the invention are the copolymers having a density in the range of 0.91 to 0.93. These copolymers which are generally referred to in the art as linear low density polyethylene, are in many respects similar to the so called low density polyethylene produced by the high pressure free radical catalysed polymerisation of ethylene. Such polymers and copolymers are used extensively in the manufacture of  
15 flexible blown film.

Propylene polymers produced by the process of the invention include propylene homopolymer and copolymers of propylene with less than 50 mole % ethylene or other alpha-olefin such as butene-1, pentene-1, 4-methylpentene-1, or hexene-1, or mixtures thereof. Propylene polymers also may include copolymers of propylene with minor  
20 amounts of a copolymerizable monomer. Typically, most useful are normally-solid polymers of propylene containing polypropylene crystallinity, random copolymers of propylene with up to about 10 wt.% ethylene, and impact copolymers containing up to about 20 wt.% ethylene or other alpha-olefin. Polypropylene homopolymers may contain a small amount (typically below 2 wt.%) of other monomers to the extent the properties  
25 of the homopolymer are not affected significantly.

Propylene polymers may be produced which are normally solid, predominantly isotactic, poly  $\alpha$ -olefins. Levels of stereorandom by-products are sufficiently low so that useful products can be obtained without separation thereof. Typically, useful propylene homopolymers show polypropylene crystallinity and have isotactic indices above 90 and  
30 many times above 95. Copolymers typically will have lower isotactic indices, typically above 80-85.

Depending upon polymerisation conditions known in the art, propylene polymers

with melt flow rates from below 1 to above 1000 may be produced in a reactor. For many applications, polypropylenes with a MFR from 2 to 100 are typical. Some uses such as for spunbonding may use a polymer with an MFR of 500 to 2000.

Peroxide compounds may be added to ethylene or propylene polymers. For  
5 ethylene based polymers, peroxides can be used to give cross-linking in the polymer. For the preparation of high MFR propylene polymers, peroxide compounds may be added during extrusion for controlled rheology to increase the melt flow rate of polymer. Peroxide acts to break long polymer chains and has the effect of both increasing MFR and narrowing the molecular weight distribution ( $M_w/M_n$ ) or polydispersity. A typical  
10 reactor polypropylene powder with an MFR of 2g/10 min. by controlled rheology treatment with peroxide in an extruder may form a polymer with an MFR of 20-40. By varying the type, amount of, and process conditions using, peroxide, the final polymer MFR may be controlled as known in the art.

Depending upon the use of the polymer product, minor amounts of additives are  
15 typically incorporated into the polymer formulation such as acid scavengers, antioxidants, stabilizers, and the like. Generally, these additives are incorporated at levels of about 25 to 2000 ppm, typically from about 50 to about 1000 ppm, and more typically 400 to 1000 ppm, based on the polymer.

In use, polymers or copolymers made according to the invention in the form of a  
20 powder are conventionally compounded into pellets. Examples of uses for polymer compositions made according to the invention include use to form fibres, extruded films, tapes, spunbonded webs, moulded or thermoformed products, and the like. The polymers may be blown into films, or may be used for making a variety of moulded or extruded articles such as pipes, and containers such as bottles or drums. Specific additive packages  
25 for each application may be selected as known in the art. Examples of supplemental additives include slip agents, anti-blocks, anti-stats, mould release agents, primary and secondary anti-oxidants, clarifiers, nucleants, uv stabilizers, and the like. Classes of additives are well known in the art and include phosphite antioxidants, hydroxylamine (such as N,N-dialkyl hydroxylamine) and amine oxide (such as dialkyl methyl amine  
30 oxide) antioxidants, hindered amine light (uv) stabilizers, phenolic stabilizers, benzofuranone stabilizers, and the like. Various olefin polymer additives are described in U.S. patents 4,318,845, 4,325,863, 4,590,231, 4,668,721, 4,876,300, 5,175,312,

5,276,076, 5,326,802, 5,344,860, 5,596,033, and 5,625,090.

Fillers such as silica, glass fibers, talc, and the like, nucleating agents, and colourants also may be added to the polymer compositions as known by the art.

The present invention is illustrated in the following Examples. A reaction scheme  
5 for the preparation of complexes according to the present invention is shown in Figure 1.

### Experimental Section

**General Considerations.** All manipulations were performed under a nitrogen atmosphere. Solvents were distilled under N<sub>2</sub> over sodium benzophenone (THF), sodium (toluene), Na/K alloy[diethyl ether, light petroleum (bp 40-60° C)], or CaH<sub>2</sub>  
10 (dichloromethane). NMR solvents were dried over activated molecular sieves and degassed through several freeze-thaw cycles. NMR spectra were recorded on Bruker ARX250 spectrometer. Chemical shifts are reported in ppm and referenced to residual solvent resonances (<sup>1</sup>H, <sup>13</sup>C). Chemical shifts are relative to external 85% H<sub>3</sub>PO<sub>4</sub> for <sup>31</sup>P data. The anilines, triphenylphosphine and 2,6-difluoropyridine were purchased from  
15 Aldrich. NiBr<sub>2</sub>·DME was prepared according to literature procedure. (Inorganic Synthesis 13, 162). Anhydrous CoCl<sub>2</sub> was purchased from Aldrich, but to ensure total dryness was heated under vacuum before use.

### Example 1

#### Synthesis of aniline azides, RN<sub>3</sub>(Chem. Ber. 1958, 91, 2330)

20 To a mixture of the 2,4,6-Me<sub>3</sub>-C<sub>6</sub>H<sub>2</sub>-NH<sub>2</sub> (0.1 mol, 13.52 g) in 2M HCl and crushed ice was added sodium nitrite (0.107 mol, 7.38 g) dissolved in water. The solution was stirred for 20 min. Calcium carbonate was added to the diazonium salt, until the solution was neutralised. Sodium azide (0.116 mol, 7.54 g) in water was then added slowly and the solution stirred until no further effervescence was observed. The  
25 solution was extracted with 3 x 100 ml ether and the extracts combined and washed with sodium hydrogen carbonate solution before being dried over sodium sulphate. The solvent was removed under vacuum resulting in a red oil. The product was distilled as a yellow oil at 74-6°C/1mmHg

R = 2,4,6-Me<sub>3</sub>-C<sub>6</sub>H<sub>2</sub> (Yield: 11.32g, 0.07mol, 70%) <sup>1</sup>H NMR (250 MHz, CDCl<sub>3</sub>, 20°C):  
30 δ 6.9(s, 2H), 2.4(s, 6H), 2.2(s, 3H). <sup>13</sup>C NMR (250 MHz, CDCl<sub>3</sub>, 20°C): δ 135(C-N), 134(m-C<sub>6</sub>H<sub>3</sub>), 131(o-C<sub>6</sub>H<sub>3</sub>), 129(p-C<sub>6</sub>H<sub>3</sub>), 20(2Me), 17(Me)

Where R = 2,6-<sup>i</sup>Pr<sub>2</sub>(C<sub>6</sub>H<sub>3</sub>) the product was synthesized by the above procedure

using 0.1 mol, 2,6-<sup>i</sup>Pr<sub>2</sub> C<sub>6</sub> H<sub>3</sub> NH<sub>2</sub> 17.73 g. The product, a red oil, was not distilled due to danger of explosion and is used in 3-3½ excess in the following procedures. <sup>1</sup>H NMR (250 MHz, CDCl<sub>3</sub>, 20°C): δ 7.3(t, 2H), 7.2(d, 1H), 3.4(m, 2H), 1.3(d, 12H)

### Example 2

#### 5 Synthesis of 2,6-bis(diphenylphosphino)pyridine

##### PPh<sub>2</sub>C<sub>5</sub>H<sub>3</sub>NPPh<sub>2</sub> (Polyhedron 1990, 9, 1757)

To 1.0 mol sodium, approx. 1 l ammonia was condensed at -78°C .  
Triphenylphosphine (0.5 mol, 131 g) in 200 ml THF was added at -78°C dropwise over one hour. Ammonium chloride (0.5 mol, 26.8 g) was added in small portions and the  
10 mixture allowed to stir for a further hour at low temperature. 2,6-difluoropyridine in 100 ml THF was added dropwise and the solution stirred for a further hour. Toluene (200 ml) was then added and the mixture allowed to warm to room temperature and stirred overnight. The solution which was dark red in colour was then refluxed until no further ammonia could be detected (ca. 1 hour). The solvent was removed under vacuum  
15 leaving a red oil to which 200 ml methanol was added resulting in a creamy precipitate. This was filtered under air through a glass sinter and then dried under vacuum. The product was isolated as a cream powder (103.8 g, 0.23 mol, 93%). <sup>1</sup>H NMR (250 MHz, CDCl<sub>3</sub>, 20°C): δ 7.25-7.36(m), 7.08(t), 7.05(t). <sup>31</sup>P NMR: (250MHz, CDCl<sub>3</sub>): δ -5.0. Anal. Calcd for C<sub>29</sub>H<sub>23</sub>NP<sub>2</sub>: C, 77.8; H, 5.14; N, 3.1; P, 13.8%. Found: C, 77.35; H,  
20 5.01; N, 3.0; P, 13.7%. MS (EI): *m/z* 447 (M<sup>+</sup>)

#### Synthesis of 2,6-Bis(arylaminophosphino)pyridines

### Example 3

##### 2,6 C<sub>6</sub>H<sub>3</sub>N(PPh<sub>2</sub>NR)<sub>2</sub>, R=2,4,6 Me<sub>3</sub>C<sub>6</sub>H<sub>2</sub>

To PPh<sub>2</sub>C<sub>5</sub>H<sub>3</sub>NPPh<sub>2</sub>, (0.014 mol, 6.26 g), prepared according to Example 2, in  
25 toluene at 60°C 2.5 equivalents of 2,4,6-Me<sub>3</sub>-C<sub>6</sub>H<sub>2</sub>N<sub>3</sub> (0.035 mol, 5.64 g) were added dropwise slowly and the solution stirred for 4 h at this temperature. The solvent was then removed under vacuum resulting in a brown oil, which was washed three times with ca. 100 ml of petrol leaving a cream solid which was dried under vacuum. C<sub>47</sub>H<sub>45</sub>N<sub>3</sub>P<sub>2</sub>,  
(Yield: 7.8 g, 0.01 mols, 78%) <sup>1</sup>H NMR (250 MHz, CDCl<sub>3</sub>, 20°C): δ 8.39(m), 7.89(m),  
30 7.29-7.42(m), 7.11-7.42(m), 6.98(s, br), 2.14(s, 6H), 1.90 (s, 12H). <sup>31</sup>P NMR: (250MHz, CDCl<sub>3</sub>): δ -13.8. Anal. Calcd for C<sub>47</sub>H<sub>45</sub>N<sub>3</sub>P<sub>2</sub>: C, 79.1; H, 6.3; N, 5.9; P, 8.7%. Found: C, 79.95; H, 6.26; N, 5.8; P, 8.6%. MS (EI): *m/z* 713 (M<sup>+</sup>)

**Example 4****2,6 C<sub>6</sub>H<sub>3</sub>N(PPh<sub>2</sub>NR)<sub>2</sub>, R=2,6 <sup>1</sup>Pr<sub>2</sub>-C<sub>6</sub>H<sub>3</sub>**

- 5 For R = 2,6 <sup>1</sup>Pr<sub>2</sub>-C<sub>6</sub>H<sub>3</sub>, the product was synthesized by the above procedure using PPh<sub>2</sub>C<sub>3</sub>H<sub>3</sub>NPPH<sub>2</sub> (8.1 mmol, 3.65 g) and 3.5 equivalents of <sup>1</sup>Pr<sub>2</sub>-C<sub>3</sub>H<sub>3</sub>N<sub>3</sub> (28.35 mmol, 5.78 g).

- C<sub>53</sub>H<sub>57</sub>N<sub>3</sub>P<sub>2</sub>, (Yield: 3.4 g, 4 mmol, 54%) <sup>1</sup>H NMR (250 MHz, CDCl<sub>3</sub>, 20°C): δ 8.40(m), 7.97(m), 7.30-7.44(m), 7.15-7.25(m), 6.96(d), 6.84(d), 6.81(t), 3.24(m, 4H),  
 10 0.86(d, 24H). <sup>31</sup>P NMR: (250MHz, CDCl<sub>3</sub>): δ -13. Anal. Calcd for C<sub>47</sub>H<sub>45</sub>N<sub>3</sub>P<sub>2</sub>: C, 79.6; H, 7.1; N, 5.2; P, 7.7%. Found: C, 77.35; H, 7.05; N, 4.9; P, 7.45%. MS (EI): m/z 797 (M<sup>+</sup>).

**Synthesis of MLX<sub>2</sub> compounds (L = Ligand)****Example 5**

- 15 **Ni{2,6 C<sub>6</sub>H<sub>3</sub>N(PPh<sub>2</sub>NR)<sub>2</sub>}Br<sub>2</sub>, R=2,6 <sup>1</sup>Pr<sub>2</sub>-C<sub>6</sub>H<sub>3</sub>**

- To NiBr<sub>2</sub>·DME (0.8m mol, 0.248 g) in THF, a slight excess of L (2,6 C<sub>6</sub>H<sub>3</sub>N(PPh<sub>2</sub>NR)<sub>2</sub>, R=2,6 <sup>1</sup>Pr<sub>2</sub>-C<sub>6</sub>H<sub>3</sub>, prepared in Example 4) (0.85m mol, 0.68 g) in THF was added at room temperature and an immediate colour change was noticed and the solution stirred overnight. The solvent was removed under vacuum the resulting solids  
 20 were washed with petrol and then crystallized from CH<sub>2</sub>Cl<sub>2</sub>. The product was isolated as an olive green powder. (Yield: 89%, 0.73 g, 0.71m mol). MS (FAB) m/z 936 (MLX<sup>+</sup>).

**Example 6****Ni{2,6-C<sub>5</sub>H<sub>3</sub>N(PPh<sub>2</sub>NR)<sub>2</sub>}Br<sub>2</sub>, R = 2,4,6 Me<sub>3</sub>-C<sub>6</sub>H<sub>2</sub>**

- This was synthesized by the above procedure using NiBr<sub>2</sub>·DME (0.7 mol, 0.5 g) and L (2,6 C<sub>6</sub>H<sub>3</sub>N(PPh<sub>2</sub>NR)<sub>2</sub>, R=2,4,6 Me<sub>3</sub>-C<sub>6</sub>H<sub>2</sub> prepared in Example 3, 0.75m mol, 0.53  
 25 g). The product was obtained as an olive green powder. (Yield: 70 %, 0.49m mol, 0.46 g). MS (FAB) m/z 936 (MLX<sup>+</sup>).

**Example 7****Co{2,6 C<sub>5</sub>H<sub>3</sub>N(PPh<sub>2</sub>NR)<sub>2</sub>}Cl<sub>2</sub>, R=2,6 <sup>1</sup>Pr<sub>2</sub>-C<sub>6</sub>H<sub>3</sub>**

- 30 This was synthesized by the above procedure using CoCl<sub>2</sub> (0.7m mol, 0.091 g) and L (2,6 C<sub>6</sub>H<sub>3</sub>N(PPh<sub>2</sub>NR)<sub>2</sub>, R=2,6 <sup>1</sup>Pr<sub>2</sub>-C<sub>6</sub>H<sub>3</sub>, prepared in Example 4, 0.75m mol, 0.63 g). The product was obtained as an olive green powder. (Yield: 74 %, 0.56m mol, 0.52

g). MS (FAB)  $m/z$  892 ( $MLX^+$ ).

#### Example 8

##### $Co\{2,6-C_6H_3N(PPh_2NR)_2\}Cl_2$ , $R = 2,4,6-Me_3-C_6H_2$

- 5 This was synthesized by the above procedure using  $CoCl_2$  (0.7m mol, 0.09g) and L (2,6  $C_6H_3N(PPh_2NR)_2$ ,  $R=2,4,6-Me_3-C_6H_2$  prepared in Example 3, 0.75m mol, 0.53g). The product was obtained as a green powder. (Yield: 75 %, 0.53 mol, 0.44 g) MS (FAB)  $m/z$  807 ( $MLX^+$ ).

#### Example 9

##### $Fe\{2,6-C_6H_3N(PPh_2NR)_2\}Br_2$ , $R = 2,4,6-Me_3-C_6H_2$

- To a mixture of  $FeBr_2$  (0.8m mol, 0.212 g) and L (2,6  $C_6H_3N(PPh_2NR)_2$ ,  $R=2,4,6-Me_3-C_6H_2$  prepared in Example 3, 0.98m mol, 0.7 g) was added 40 ml of THF at room temperature. The colour slowly changed from orange to orange-red and the solution was stirred overnight. After filtration, the solvent of the filtrate was removed under vacuum and the resulting residue washed with toluene. The product was dried to give an olive green powder. (Yield: 56 %, 0.51 g.). FDMS  $m/z$  929 ( $MLX_2^+$ ), 850 ( $MLX^+$ ).
- 15

#### Example 10

##### $Fe\{2,6-C_6H_3N(PPh_2NR)_2\}Br_2$ , $R=2,6-^iPr_2-C_6H_3$

- 20 The complex was prepared in analogy to above from  $FeBr_2$  and L (2,6  $C_6H_3N(PPh_2NR)_2$ ,  $R=2,6-^iPr_2-C_6H_3$ ) prepared in Example 4.

#### Synthesis of disphosphine di-imines (Phosphorus, Sulfur and Silicon, 1990, 47, 401)

#### Example 11

##### $RNPPPh_2CH_2PPh_2NR$ ( $R=phenyl$ )

- 25 To dppm (diphenylphosphinomethane), (0.05mol, 19.59g) in toluene at 60°C 2.5 equivalents of  $PhN_3$  (0.125 mol, 14.9 g) was added dropwise slowly and the solution stirred for 4 h at this temperature. The solvent was then removed in vacuo resulting in an oil, which was washed with petrol three times leaving a cream solid. The solid was dried under vacuum. (Yield: 25.4 g, 0.045 mol, 90 %).  $^1H$  NMR (250  $MHz$ ,  $CDCl_3$ , 20°C): 8 (ppm): 7.70-7.75(m, 6H), 7.33-7.45(m, 12H), 7.00-7.06(m, 4H), 6.60-6.71(m, 8H), 3.74(t,  $^2J(P,H) = 13.6 Hz$ ).  $^{31}P\{^1H\}$  NMR: (250 $MHz$ ,  $CDCl_3$ ): 80.0. Anal. Calcd for  $C_{29}H_{22}NP_2$ : C, 78.4; H, 5.65; N, 4.95; P, 11.0%. Found: C, 77.7; H, 5.8; N, 4.85; P,
- 30

10.8%. MS(EI): m/z 565 (M).

### **Example 12**

#### **RNPPPh<sub>2</sub>CH<sub>2</sub>PPh<sub>2</sub>NR (R=2,4,6-Me<sub>3</sub>-C<sub>6</sub>H<sub>2</sub>)**

This was synthesized by the above procedure using dppm (0.035 mol, 13.49 g) and 2 equivalents of 2,4,6 Me<sub>3</sub>-C<sub>6</sub>H<sub>2</sub>N<sub>3</sub> (0.07 mol, 11.32 g). (Yield: 17.9g, 0.027mol, 78%). <sup>1</sup>H NMR (250 MHz, CDCl<sub>3</sub>, 20°C): 8 (ppm): 7.58-7.66(m, 8H), 7.30-7.33(m, 4H), 7.16-7.23(m, 8H), 6.71(s, 4H), 3.9(t, <sup>2</sup>J(P-H) = 14.4 Hz), 2.23(s, 6H), 1.95(s, 12H). <sup>31</sup>P{<sup>1</sup>H} NMR: (250MHz, CDCl<sub>3</sub>): δ-15 ppm. Anal. Calcd for C<sub>43</sub>H<sub>44</sub>N<sub>2</sub>P<sub>2</sub>: C, 79.3; H, 6.7; N, 4.2; P, 9.7%. Found: C, 79.3; H, 6.8; N, 4.3; P, 9.5%. MS (EI): m/z 650 (M<sup>+</sup>).

### **Example 13**

#### **RNPPPh<sub>2</sub>CH<sub>2</sub>PPh<sub>2</sub>NR (R=2,6-<sup>1</sup>Pr<sub>2</sub>-C<sub>6</sub>H<sub>3</sub>)**

This was synthesized by the above procedure using dppm (7.8mmol, 3.0 g) and 3 equivalents of 2,6 <sup>1</sup>Pr<sub>2</sub>-C<sub>6</sub>H<sub>3</sub>N<sub>3</sub> (0.023mol, 4.67 g). (Yield: 4.6g, 6.2mmol, 80%). <sup>1</sup>H NMR (250 MHz, CDCl<sub>3</sub>, 20°C): 8(ppm): 7.46-7.54(m), 7.27-7.30(m), 7.13-7.19(m), 6.93(s), 6.91(s), 3.91(t, <sup>2</sup>J(P-H) = 15.2 Hz, 2H), 3.17(m, 4H), 0.88(d, 24H). <sup>31</sup>P NMR: (250MHz, CDCl<sub>3</sub>): δ-16 ppm. Anal. Calcd for C<sub>49</sub>H<sub>56</sub>N<sub>2</sub>P<sub>2</sub>: C, 80.0, H, 7.6; N, 3.8; Found: C, 78.9; H, 7.45; N, 3.55; P, 7.85%. MS(EI): m/z 733 (M<sup>+</sup>).

#### **Synthesis of MLX<sub>2</sub> compounds (L= Ligand)**

### **Example 14**

#### **Ni(RNPPPh<sub>2</sub>CH<sub>2</sub>PPh<sub>2</sub>NR)Br<sub>2</sub> R=Ph**

To NiBr<sub>2</sub>DME (1.77 mmol, 0.55 g) in THF, a slight excess of L (RNPPPh<sub>2</sub>CH<sub>2</sub>PPh<sub>2</sub>NR (R=phenyl), prepared in Example 11, 1.77 mmol, 1.0 g) in THF was added at room temperature and immediate colour change was noticed and the solution stirred overnight. This resulted in a slightly coloured solution and green precipitate. The THF was filtered off and the solid dried under vacuum. The product was isolated as a green powder. (Yield: 88%, 1.22 g, 1.55 mmol). MS(FAB) m/z 905 (MLX).

### **Example 15**

#### **Ni{RNPPPh<sub>2</sub>CH<sub>2</sub>PPh<sub>2</sub>NR}Br<sub>2</sub> R=2,4,6 Me<sub>3</sub>-C<sub>6</sub>H<sub>2</sub>**

This was synthesized by the above procedure using NiBr<sub>2</sub>DME (1.4 mmol, 0.44 g) and RNPPPh<sub>2</sub>CH<sub>2</sub>PPh<sub>2</sub>NR (R=2,4,6-Me<sub>3</sub>-C<sub>6</sub>H<sub>2</sub>) (1.55mmol, 1 g). The product was obtained as a green powder. (Yield: 90%, 1.09g, 1.3 mmol). MS (FAB) m/z 789

(MLX).

**Example 16**

**Ni{RNPPPh<sub>2</sub>CH<sub>2</sub>PPh<sub>2</sub>NR}Br<sub>2</sub> R=2,6-<sup>i</sup>Pr<sub>2</sub>-C<sub>6</sub>H<sub>3</sub>}**

This was synthesized by the above procedure using NiBr<sub>2</sub> DME (0.71 mmol, 0.219 g) and RNPPPh<sub>2</sub>CH<sub>2</sub>PPh<sub>2</sub>NR (R=2,6-<sup>i</sup>Pr<sub>2</sub>-C<sub>6</sub>H<sub>3</sub>) (0.71 mmol, 0.51 g). The product was obtained as a green powder. (Yield: 95 %, 0.67 mmol, 0.64g). MS(FAB) m/z 936 (MLX) IR: 1436cm<sup>-1</sup>(P=N).

**Example 17**

**Co{RNPPPh<sub>2</sub>CH<sub>2</sub>PPh<sub>2</sub>NR}Cl<sub>2</sub> R=Ph**

This was synthesized by the above procedure using CoCl<sub>2</sub> (2.1 mmol, 0.27 g) and RNPPPh<sub>2</sub>CH<sub>2</sub>PPh<sub>2</sub>NR (R=phenyl) (2.1 mmol, 1.18 g). The product was obtained as a blue powder. (Yield: 91 %, 1.9 mmol, 1.46 g). MS (FAB) m/z 660 (MLX).

**Example 18**

**Co{RNPPPh<sub>2</sub>CH<sub>2</sub>PPh<sub>2</sub>NR}Cl<sub>2</sub> R=2,4,6-Me<sub>3</sub>-C<sub>6</sub>H<sub>3</sub>}**

This was synthesized by the above procedure using CoCl<sub>2</sub> (0.768 mmol, 0.1 g) and RNPPPh<sub>2</sub>CH<sub>2</sub>PPh<sub>2</sub>NR (R=2,4,6-Me<sub>3</sub>-C<sub>6</sub>H<sub>3</sub>) (0.768 mmol, 0.50 g). The product was obtained as a blue powder. (Yield: 95 %, 0.729 (MLX).

**Example 19**

**Co{RNPPPh<sub>2</sub>CH<sub>2</sub>PPh<sub>2</sub>NR}Cl<sub>2</sub> R=2,6-<sup>i</sup>Pr<sub>2</sub>-C<sub>6</sub>H<sub>3</sub>}**

This was synthesized by the above procedure using CoCl<sub>2</sub> (0.68 mmol, 0.088 g) and RNPPPh<sub>2</sub>CH<sub>2</sub>PPh<sub>2</sub>NR (R=2,6-<sup>i</sup>Pr<sub>2</sub>-C<sub>6</sub>H<sub>3</sub>) (0.68 mmol, 0.5g). The product was obtained as a blue-green powder. (Yield: 93 %, 0.63mmol 0.55 g). MS(FAB) m/z 827 (MLX) IR: 1436cm<sup>-1</sup>(P=N).

**Example 20**

**PCy<sub>2</sub>C<sub>6</sub>H<sub>3</sub>NPCy<sub>2</sub> (Cy = cyclohexyl)**

To Cy<sub>2</sub>PH (5.0 g, 25 mmol) in THF (50 cm<sup>3</sup>), <sup>n</sup>BuLi (15.8 cm<sup>3</sup>, 25 mmol) was added dropwise at -78°C. The solution was stirred for 0.5 h at this temperature then warmed to room temperature and stirred for a further 2 h. Next, 2,6-difluoropyridine (1.14 cm<sup>3</sup>, 12.5 mmol) in THF (50 cm<sup>3</sup>) was added dropwise at -78°C and the solution was allowed to stir for 0.5 h at this temp before refluxing the solution overnight. The solvent was removed in vacuo leaving a cream coloured solid to which (100 cm<sup>3</sup>) of methanol was added giving an orange solution and cream solid. The solution was filtered



in air and the filtrate washed with petrol and dried under vacuum. (3.79g, 8.0 mmol, 65%).  $^1\text{H}$  NMR ( $\text{CDCl}_3$ , 20°C):  $\delta$  7.36(m, 3H, py), 2.14-0.90 (m, 44H, Cy).  $^{31}\text{P}$  NMR ( $\text{CDCl}_3$ , 20 C):  $\delta$  9.9.  $^{13}\text{C}$  NMR ( $\text{CDCl}_3$ , 20°C):  $\delta$  161.3 (d,d, py- $\text{C}_i$ ,  $J = 14.6$ , 2.2), 133.1 (t, py- $\text{C}_p$ ,  $J = 11.1$ ), 131.5 (d, py- $\text{C}_m$ ,  $J = 42.3$ ), 32.5 (d,  $i$ -Cy,  $J = 10.2$ ), 29.8 (d,  $o$ -Cy,  $J = 14.7$ ), 29.4 (d,  $m$ -Cy,  $J = 8.3$ ), 27.4 (d,  $o$ -Cy,  $J = 11.9$ ), 27.0 (d,  $m$ -Cy,  $J = 8.3$ ), 26.5 (Ph,  $p$ -Cy).

### Example 21

#### 2,6 $\text{C}_6\text{H}_3\text{N}(\text{PCy}_2\text{NR})_2$ , R=2,6 $^i\text{Pr}_2\text{-C}_6\text{H}_3$

A toluene solution of  $\text{PCy}_2\text{C}_6\text{H}_3\text{NPCy}_2$  (2.0g, 4.2 mmol) was heated to 60°C and treated dropwise with 2.5 equivalents of (2,6-diisopropyl) phenyl azide (2.15g, 11 mmol) and then stirred for 0.5 hr. at this temperature. The solvent was removed under vacuum resulting in a brown oil which was washed three times with petrol ( approx. 100 ml) leaving 2,6  $\text{C}_6\text{H}_3\text{N}(\text{PCy}_2\text{NR})_2$ , R=2,6  $^i\text{Pr}_2\text{-C}_6\text{H}_3$  (2.4g, 2.9 mmol, 70%).  $^1\text{H}$  NMR ( $\text{CDCl}_3$ , 20°C):  $\delta$  8.07 (m, 2H, py- $m$ -H), 7.81 (m, 1H, py- $p$ -H), 6.95 (d, 4H,  $m$ -Isityl,  $J = 7.1$ ), 6.73 (t, 2H,  $p$ -Isityl,  $J = 7.1$ ), 3.20 (sept, 4H,  $^i\text{Pr-H}$ ,  $J = 6.7$ ), 2.44 (brm, 4H, Cy), 2.30 (brm, 4H, Cy), 1.78 (brm, 4H, Cy), 1.65 (brm, 14H, Cy), 1.23 (brm, 18H, Cy), 1.16 (d, 24H,  $^i\text{Pr-Me}$ ,  $J = 6.7$ );  $^{13}\text{C}$  NMR ( $\text{CDCl}_3$ , 20°C):  $\delta$  156.5 (d,d, py- $\text{C}_i$ ,  $J_{\text{CP}} = 108.1$ , 15.2), 145.6 (s,  $\text{C}_i$ -Isityl-Ph), 141.9 (d,  $\text{C}_o$ -Isityl-Ph,  $J_{\text{CP}} = 5.5$ ) 134.7 (t, py- $\text{C}_p$ ,  $J_{\text{CP}} = 7.5$ ), 130.3 (d,d, py- $\text{C}_m$ ,  $J_{\text{CP}} = 15.8$ , 2.8), 122.9 (s,  $\text{C}_m$ -Isityl-Ph), 118.5 (s,  $\text{C}_p$ -Isityl-Ph), 37.1 (d, Cy- $\text{C}_i$ ,  $J_{\text{CP}} = 66.0$ ), 29.1 ( $^i\text{Pr-CH}$ ), 27.4 (d, Cy,  $J_{\text{CP}} = 4.2$ ), 27.3 (d, Cy,  $J_{\text{CP}} = 5.2$ ), 27.1 (s, Cy), 26.5 (s, Cy), 26.2 (s, Cy);  $^{31}\text{P}$  NMR: ( $\text{CDCl}_3$ ):  $\delta$  1.2. Anal. Calc for  $\text{C}_{53}\text{H}_{81}\text{N}_3\text{P}_2$ : C, 77.4; H, 9.9; N, 5.1; P, 7.5 %. Found: C, 77.1; H, 9.7; N, 4.9; P, 7.5 %.

### Example 22

#### $\text{Ni}\{2,6 \text{C}_6\text{H}_3\text{N}(\text{PCy}_2\text{NR})_2\}\text{Br}_2$ R=2,6 $^i\text{Pr}_2\text{-C}_6\text{H}_3$

In a glove box  $\text{NiBr}_2\cdot\text{DME}$  (0.24g, 0.77 mmol) and 2,6  $\text{C}_6\text{H}_3\text{N}(\text{PCy}_2\text{NR})_2$ , R=2,6  $^i\text{Pr}_2\text{-C}_6\text{H}_3$  (0.63g, 0.77 mmol) was weighed into a Schlenk tube with Youngs tap and attached to a vacuum line. Next THF (30  $\text{cm}^3$ ) were added and the mixture stirred in a closed system for 24 hrs at ambient temperature. The solvent was removed and the residue was washed with light petroleum and recrystallised from dichloromethane as a olive green powder (0.63g, 0.60 mmol, 79%).

### Example 23

#### $\text{Co}\{2,6 \text{C}_6\text{H}_3\text{N}(\text{PCy}_2\text{NR})_2\}\text{Br}_2$ R=2,6 $^i\text{Pr}_2\text{-C}_6\text{H}_3$

This was synthesised by the above procedure using  $\text{CoCl}_2$  (0.14 g, 1.09 mmol) and 2,6  $\text{C}_5\text{H}_3\text{N}(\text{PCy}_2\text{NR})_2$ ,  $\text{R}=2,6\text{-}^i\text{Pr}_2\text{-C}_6\text{H}_3$  (0.63g, 0.77 mmol). The product was obtained as a green powder. (0.72 g, 0.76 mmol, 72 %,).

### Catalyst Evaluation

5 Catalyst evaluation was carried out in a stirred 1L autoclave operated in slurry mode using isobutane solvent. Agitation was carried out using a paddle stirrer and heat exchange carried out via the autoclave jacket.

Before catalyst evaluation the autoclave was cleaned, assembled and baked out by heating to  $95^\circ\text{C}$  and purging the vessel with dry  $\text{O}_2$  free  $\text{N}_2$  for 1 hour. The vessel was  
10 then cooled down under  $\text{N}_2$  to about the polymerisation temperature.

Data logging was started and the catalyst injection system purged with  $\text{N}_2$ .

Catalyst solutions were then injected into the autoclave using  $\text{N}_2$  overpressured. Polymerisation was allowed to continue, ethylene being taken up on demand. After the test period the ethylene gas was isolated, the reactor cooled, depressurised and the  
15 polymer unloaded.

The results are given below in the Table.

The complexes used for polymerisation were as follows:

EXAMPLE	COMPLEX
A	$\text{Fe}\{2,6\text{-C}_5\text{H}_3\text{N}(\text{PPh}_2\text{NR})_2\}\text{Br}_2$ $\text{R}=2,6\text{-}^i\text{Pr}_2\text{C}_6\text{H}_3$
B	$\text{Co}\{2,6\text{-C}_5\text{H}_3\text{N}(\text{PPh}_2\text{NR})_2\}\text{Cl}_2$ $\text{R}=2,4,6\text{-Me}_3\text{C}_6\text{H}_2$
C - G	$\text{Co}\{\text{RNPPPh}_2\text{CH}_2\text{PPh}_2\text{NR}\}\text{Cl}_2$ $\text{R}=2,6\text{-}^i\text{Pr}_2\text{C}_6\text{H}_3$

20

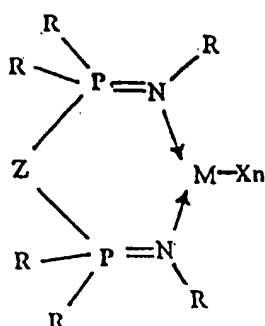
25

**TABLE 1**

Example	Catalyst used/mg	Run T /°C	Run P bar	Run time/h	Yield of PE/g	Activity g/gMetal/hr/b	Activity g/mmol/hr/bar	Mn/ g/mol	Mw/ g/mol	Mw/Mn	Mpk/ g/mol	MAO:cat. ratio
A	4.9	50	10	4.50	1.20	91	5	168000	392000	2.3	379000	1040
B	7.4	50	10	1.08	trace polymer	---	---	112000	231000	2.1	177000	570
C	5.8	30	10	1.00	1.80	463	27	76000	369000	4.9	278000	673
D	6.2	50	10	0.67	6.30	2273	132	48000	396000	8.2	68000	574
E	5.1	80	10	1.33	0.62	136	8	90000	153000	1.7	98000	765
F	8.6	30	10	1.0	1.0	210	12					905
G	6.5	80	10	1.0	1.0	229	13					1000

## Claims:

1. A transition metal complex having the formula



10 FORMULA I

wherein M is Fe[II], Fe[III], Ni[II], Co[I], Co[II], Co[III], V[III], Mn[I], Mn[II], Mn[III], Mn[IV], Ru[II], Ru[III] or Ru[IV]; Pd[II], V[III], V[IV] or V[V].

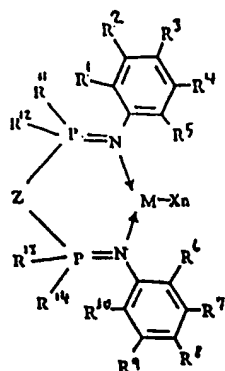
X represents an atom or group covalently or ionically bonded to the transition metal M;

- 15 R is independently selected from hydrogen, halogen, hydrocarbyl, substituted hydrocarbyl, heterohydrocarbyl or substituted heterohydrocarbyl;

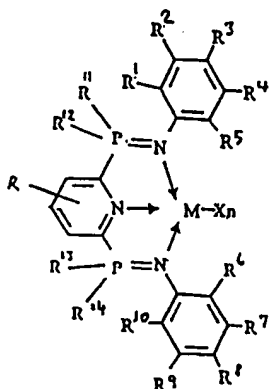
Z is a bridging group comprising a donor atom of N, P or S or alternatively is a neutral group comprising a C<sub>1</sub>-C<sub>4</sub> alkylene group, a silyl or germyl group, and

n = an integer to satisfy the valency of M.

- 20 2. A transition metal complex having the formula:



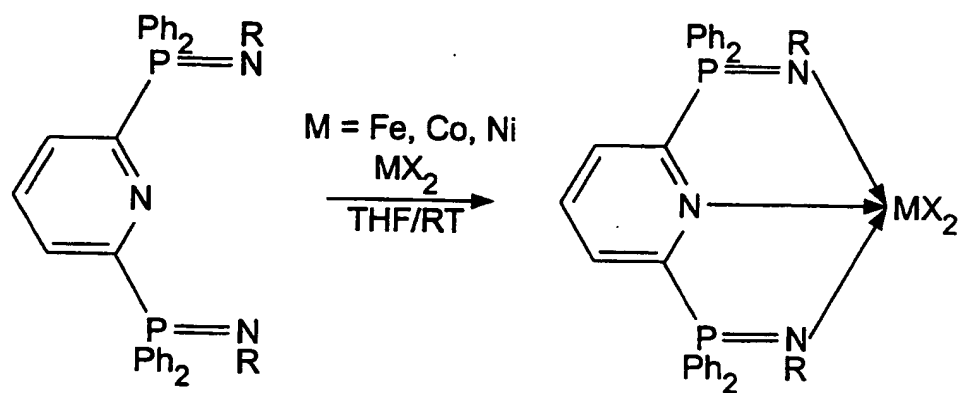
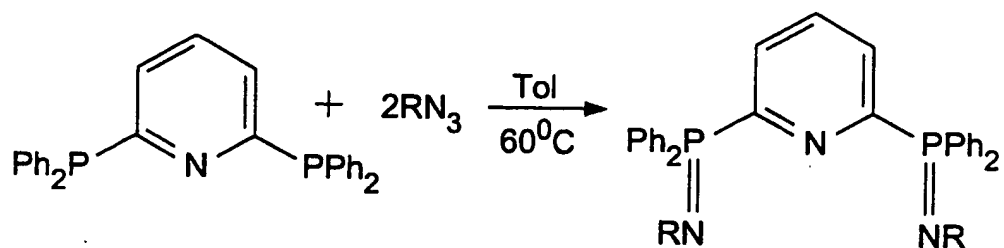
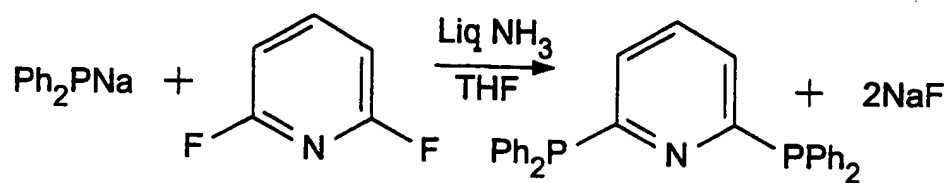
- wherein M is Fe[II], Fe[III], Ni[II], Co[I], Co[II], Co[III], V[III], Mn[I], Mn[II], Mn[III], Mn[IV], Ru[II], Ru[III] or Ru[IV]; Pd[II], V[III], V[IV] or V[V].
- X represents an atom or group covalently or ionically bonded to the transition metal M;
- Z is a bridging group comprising a donor atom of N, P or S or alternatively is a neutral group comprising a C<sub>1</sub>-C<sub>4</sub> alkylene group, a silyl or germyl group,
- R<sup>1</sup> - R<sup>14</sup> are independently selected from hydrogen, halogen, hydrocarbyl, substituted hydrocarbyl, heterohydrocarbyl, or substituted heterohydrocarbyl, and
- n = an integer to satisfy the valency of M.
3. A complex according to claim 2 wherein at least one of R<sup>1</sup> - R<sup>10</sup> contains two or more carbon atoms.
  4. A complex according to claim 2 wherein R<sup>11</sup> - R<sup>14</sup> are phenyl, alkyl or cycloalkyl.
  5. A complex according to any of the preceding claims wherein the bridging group Z is -CH<sub>2</sub>- or a donor atom N.
  6. A complex according to any of the preceding claims having the formula



wherein M, X and  $R^1 - R^{14}$  and n are as claimed in claim 2, and R is hydrogen or hydrocarbyl.

7. A complex according to any of the preceeding claims wherein the metal M is Fe, Ni or Co.
8. A complex according to any of the preceeding claims wherein the group X is chloride.
- 5 9. A polymerisation catalyst comprising
  - (1) a transition metal complex as defined in any preceeding claim, and
  - (2) an activating quantity of an activator compound.
10. A catalyst according to claim 9 wherein the activator compound is an organoaluminium compound or a hydrocarbylboron compound.
- 10 11. A catalyst according to claim 9 further comprising a neutral Lewis base.
12. A catalyst according to any of claims 9 to 11 further comprising a support.
13. A catalyst according to claim 12 wherein the support is silica, alumina, or zirconia or is a polymer or prepolymer.
14. A catalyst according to any of claims 9 to 13 further comprising a catalyst suitable for  
15 the polymerisation of olefins of the type used in conventional Ziegler-Natta catalyst systems, metallocene-based catalysts, monocyclopentadienyl- or constrained geometry based catalysts, or heat activated supported chromium oxide catalysts (eg Phillips-type catalyst).
15. A process for the polymerisation or copolymerisation of olefins comprising contacting a monomeric olefin under polymerisation conditions with a complex or catalyst as defined in  
20 any preceeding claim.
16. A process according to claim 15 wherein the polymerisation conditions are solution phase, slurry phase or gas phase.
17. A process according to claim 16 wherein the polymerisation is conducted under gas phase fluidised bed conditions.
- 25 18. A process according to claim 17 wherein the polymerisation is conducted under condensed mode.
19. A process according to any of claims 14-18 wherein hydrogen is used to control the average molecular weight of the polymer.

1/1

**Fig. 1**

# INTERNATIONAL SEARCH REPORT

International Application No.  
PCT/GB 99/04350

## A. CLASSIFICATION OF SUBJECT MATTER

IPC 7 C07F15/02 C07F15/04 C07F15/06 C07F15/00 C07F9/00  
C08F10/00

According to International Patent Classification (IPC) or to both national classification and IPC

## B. FIELDS SEARCHED

Minimum documentation searched (classification system followed by classification symbols)

IPC 7 C07F C08F

Documentation searched other than minimum documentation to the extent that such documents are included in the fields searched

Electronic data base consulted during the international search (name of data base and, where practical, search terms used)

## C. DOCUMENTS CONSIDERED TO BE RELEVANT

Category *	Citation of document, with indication, where appropriate, of the relevant passages	Relevant to claim No.
X	CHEMICAL ABSTRACTS, vol. 127, no. 8, 25 August 1997 (1997-08-25) Columbus, Ohio, US; abstract no. 116633, WITT, MICHAEL ET AL: "Synthesis and Structural Characterization of P-Functionalized Metallacyclophephazenes" XP002131727 abstract & INORG. CHEM. (1997), 36(16), 3476-3479 , — —/—	1-5

☒ Further documents are listed in the continuation of box C.

☒ Patent family members are listed in annex.

\* Special categories of cited documents:

"A" document defining the general state of the art which is not considered to be of particular relevance

"E" earlier document but published on or after the international filing date

"L" document which may throw doubts on priority claim(s) or which is cited to establish the publication date of another citation or other special reason (as specified)

"O" document referring to an oral disclosure, use, exhibition or other means

"P" document published prior to the international filing date but later than the priority date claimed

"T" later document published after the international filing date or priority date and not in conflict with the application but cited to understand the principle or theory underlying the invention

"X" document of particular relevance; the claimed invention cannot be considered novel or cannot be considered to involve an inventive step when the document is taken alone

"Y" document of particular relevance; the claimed invention cannot be considered to involve an inventive step when the document is combined with one or more other such documents, such combination being obvious to a person skilled in the art.

"A" document member of the same patent family

Date of the actual completion of the international search

28 February 2000

Date of mailing of the international search report

15/03/2000

Name and mailing address of the ISA

European Patent Office, P.B. 5618 Patentplan 2  
NL-2280 HV Rijswijk  
Tel. (+31-70) 340-6040, Tx. 31 651 epo nl,  
Fax (+31-70) 340-6016

Authorized officer

Rinkel, L



## INTERNATIONAL SEARCH REPORT

Intern. natl Application No

PCT/GB 99/04350

C.(Continuation) DOCUMENTS CONSIDERED TO BE RELEVANT		
Category *	Citation of document, with indication, where appropriate, of the relevant passages	Relevant to claim No.
X	AVIS, MANDY W. ET AL: "Reactions of bis(iminophosphoranes) with palladium(II) dichloride: metal-induced tautomerization orthopalladation and unexpected platinum-assisted '2+2' cycloaddition of an aryl-nitrile with a phosphinimine moiety" J. ORGANOMET. CHEM. (1997), 527(1-2), 263-276 , XP002131724 SEE PAGE 267, COMPOUND 3	1-5
X	RIETZEL, MATHIAS ET AL: "Formation of spirocyclic imidophosphinato complexes: crystal structures of 'V(OPPh <sub>2</sub> NPPh <sub>2</sub> O-0,0)2O' and 'Mo(NPPh <sub>2</sub> NPPh <sub>2</sub> O-N,0)2C12'" J. CHEM. SOC., DALTON TRANS. (1991), (5), 1285-90 , XP002131725 SEE PAGE 1285 COMPOUND 1B, AND PAGE 1287 COMPOUND 1A	1
X	ROESKY, HERBERT W. ET AL: "A volatile cyclic metallaphosphazene; preparation and x-ray structure of '(CF <sub>3</sub> ) <sub>2</sub> PNi <sub>2</sub> NVC12'" J. CHEM. SOC., CHEM. COMMUN. (1989), (6), 366-7 , XP002131726 SEE PAGE 366 COMPOUND 1	1
X	WO 98 30609 A (E.I. DU PONT DE NEMOURS AND COMPANY) 16 July 1998 (1998-07-16) the whole document	1-19

# INTERNATIONAL SEARCH REPORT

Information on patent family members

Inter. nat. Application No

PCT/GB 99/04350

Patent document cited in search report	Publication date	Patent family member(s)	Publication date
WO 9830609 A	16-07-1998	AU 5915098 A	03-08-1998
		EP 0952997 A	03-11-1999
		NO 993295 A	01-09-1999